

Date \_\_\_\_\_  
 AVFI Sales REP \_\_\_\_\_  
 Customer Signature \_\_\_\_\_

Quote No. \_\_\_\_\_  
 Customer No. \_\_\_\_\_  
 AVFI No. \_\_\_\_\_

Office Use Only

To generate your order form, please refer to the information provided below to insert the alphabetic and/or numeric code in the respective category boxes. Please note that without this filled out Order Form, your purchase **cannot** be processed.

1	2	3	4
Product Model	Finish	Chargeable Accessories (One Code Per Box)	Custom Cutouts
Choose Top <b>LEX36-</b> _____			

### 1 Product Model (Choose Top Configuration)

Code **LEX36-WW**  
Wedge Top Configuration

Code **LEX36-WF**  
Wedge/Flat Top Configuration

Code **LEX36**  
WW Configuration Shown

Code **LEX36-FF**  
Flat Top Configuration

### 2 Choose Product Finish

**Standard Finishes** (Ships within 1-15 business days)



Code **FMT**  
(Fusion Maple)



Code **CLT**  
(Clove)



Code **CJT**  
(Crossfire Java)



Code **EBT**  
(Ebony)

**Optional Finishes** (Ships within 20 business days)



**HCT**



**RCT**



**ART**



**BRT**



**ELT**



**CWT**



**BAT**



**SGT**

### 3 Chargeable Accessories (Check all that apply)

- Code **00** No Accessories
- Code **A2** SH-FL-EX Folding Shelf Kit (Black) .....Qty \_\_\_\_\_
- Code **B1** 9031-1 1U Utility Metal Shelf .....Qty \_\_\_\_\_
- Code **B2** 9031-2 2U Utility Metal Shelf .....Qty \_\_\_\_\_
- Code **B3** 9031-3 3U Utility Metal Shelf .....Qty \_\_\_\_\_
- Code **B4** 9041 Sliding Metal Shelf (Rear rack required).....Qty \_\_\_\_\_
- Code **B5** 9052-2 2U Sliding Metal Drawer .....Qty \_\_\_\_\_
- Code **B6** 9052-3 3U Sliding Metal Drawer .....Qty \_\_\_\_\_
- \* Code **D1** MIC-18 MX418 S/C Microphone .....Qty \_\_\_\_\_
- \* Code **D2** LIGHT-18 Gooseneck Light .....Qty \_\_\_\_\_
- \* Code **D3** FM3 Timer/Clock .....Qty \_\_\_\_\_
- \* Code **D6** GRC60B Black 60mm Round Grommet .....Qty \_\_\_\_\_
- \* Code **D7** GRC60W White 60mm Round Grommet .....Qty \_\_\_\_\_
- \* Code **D8** GRC60G Grey 60mm Round Grommet .....Qty \_\_\_\_\_
- Code **E1** PB 6 Outlet Power Bar.....Qty \_\_\_\_\_
- \* Code **E3** CUB3 Round Cable Well.....Qty \_\_\_\_\_
- \* Code **E4** SF-PB3 3 Outlet Power Bar .....Qty \_\_\_\_\_
- \* Code **E5** CUB5 Black Round Cable Well .....Qty \_\_\_\_\_
- \* Code **E6** CUB5 Silver Round Cable Well.....Qty \_\_\_\_\_
- \* Code **E7** PC-PATCH Power-Data Module .....Qty \_\_\_\_\_
- \* Code **E8** CUB8 Table Top Cable Well (Wedge surface required).....Qty \_\_\_\_\_
- Code **J1** 9107 Lacing Bar.....Qty \_\_\_\_\_
- Code **J4** DIR9200-10 10U Rack Module.....Qty \_\_\_\_\_
- Code **J5** DIR9200-12 12U Rack Module.....Qty \_\_\_\_\_
- Code **K1** C900S Single Monitor Arm.....Qty \_\_\_\_\_
- Code **K2** C900D Dual Monitor Arm .....Qty \_\_\_\_\_
- Code **K4** MM1232 Monitor Mount (Flat top surface required).....Qty \_\_\_\_\_
- Code **M5** MCB1925 Monitor/Camera Bracket.....Qty \_\_\_\_\_
- Code **P4** MAGKEY Additional Key for Hidden Locks.....Qty \_\_\_\_\_
- Code **Q1** LEV4A4X 4x Levelers for Non-Mobile Applications.....Qty \_\_\_\_\_

### 3 Chargeable Accessories (Check all that apply)

- \* Code **EJ** CUB22 Power Panel.....Qty \_\_\_\_\_
- \* Code **EK** CUBM3 3-Module Power & Data Panel.....Qty \_\_\_\_\_
- \* Code **EL** CUBM4 4-Module Power & Data Panel.....Qty \_\_\_\_\_
- Code **K3** PLM1022 Monitor Mount.....Qty \_\_\_\_\_
- \* Code **EF** CHGQiB Black Wireless Charger.....Qty \_\_\_\_\_

### Comments (Please use this section to provide additional information)

---

---

---

---

---

---

---

---

---

---

### Notes

**CAD Drawings/Symbols**

CAD drawings are available by request at sales@vegroup.net

**Custom Cutouts**

Estimated lead time within 20 business days from receipt of P.O. and signed drawings.

**Customizations**

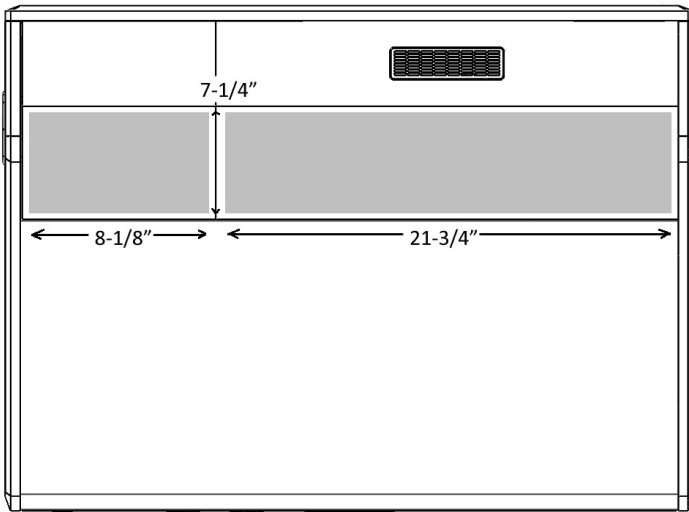
Modifications to design such as shape and/or size variations have to be quoted on a per case basis and are applicable for quantities of 10+ only.

\* Cutout Required (Extra Charges will apply)

Custom Cutout Option on Page 2

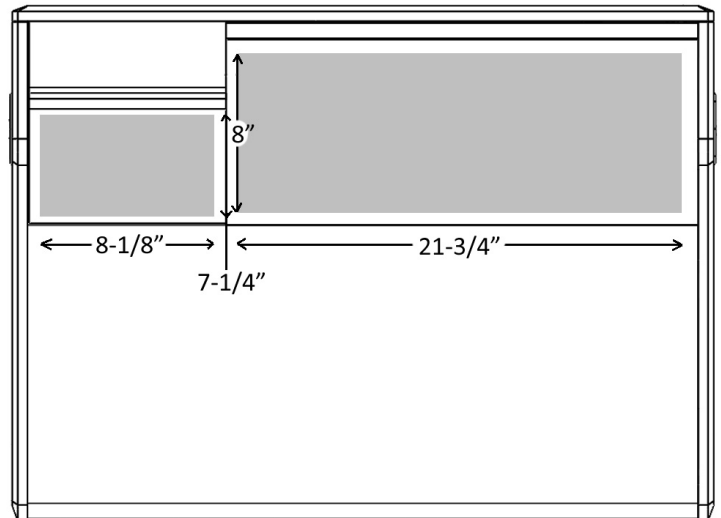
Please indicate custom cutout location on the drawing(s) below

#### 4 Custom Cutout Option (Extra charges will apply)

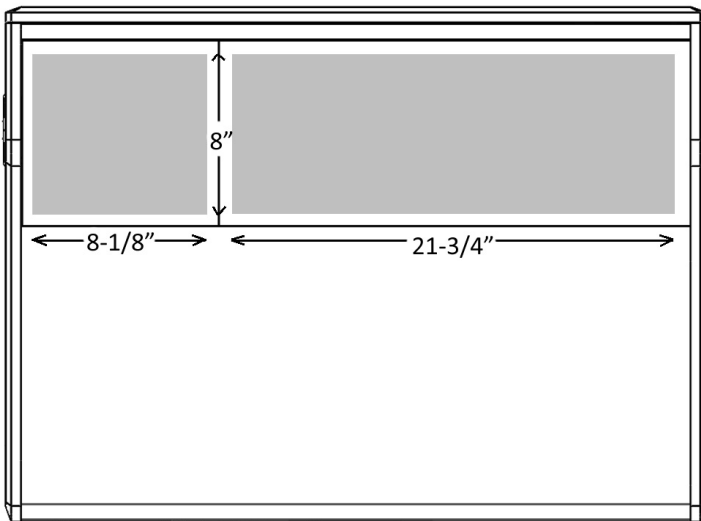


**WW** - Wedge Top Configuration

**WF** - Wedge/Flat Top Configuration



**FF** - Flat Top Configuration



Code **CO** No Custom Cutout

Code **CC** Custom Cutout (Specify on Cutout Area Above)

■ Cutout Area